



UPTON™
Seating



UPTON

Features & Options

- Optional polished aluminum base
- Synchro-tilt mechanism with side tension adjustment
- Pneumatic seat height adjustment
- Fixed aluminum arm, 1D, or armless
- Body conforming or optional adjustable lumbar support
- Back height adjustment
- Seat depth adjustment
- Multiple position back-lock
- Back offered in six different mesh colors with upholstered seat
- Upholstered or charcoal mesh seat
- Full mesh chair with charcoal mesh seat and charcoal mesh back option
- Optional headrest
- BIFMA level® certified
- CAL 117 or optional CAL 133 fire code compliant
- All-black models are in the Express Program (three-day ship)

Task Seating – 4700/4700MM (Mesh Seat)

| | |
|-------------|----------------|
| Weight | 36 lbs |
| Width | 25" |
| Depth | 25" |
| Height | 38 – 42" |
| Seat Width | 19" |
| Seat Depth | 17 – 19" |
| Seat Height | 17.75 – 21.75" |
| Arm Height | 8 – 11" |
| Lumbar Apex | 8.25 – 9.25" |

Stool – 4700C (Configurable)/4700MMC (Mesh)

| | |
|-------------|----------------|
| Weight | 42 lbs |
| Width | 26" |
| Depth | 26" |
| Height | 40 – 48" |
| Seat Width | 19" |
| Seat Depth | 17 – 19" |
| Seat Height | 22.75 – 29.75" |
| Arm Height | 8 – 11" |
| Lumbar Apex | 8.25 – 9.25" |




Mesh colors include:



Black-Black Striped




Blue-Black Striped




Green-Black Striped



Grey-Black Striped



Red-Black Striped



White-Black Striped

Due to print variations, colors and materials shown may not be fully accurate. Please see your AIS representative for samples.



Synchro-tilt mechanism with side tension adjustment

Upton moves with each person's natural pivot points and seated body motion. Users can easily set the tension for personal comfort.



Standard with adjustable back height and body conforming support; adjustable lumbar support optional

From the lower back up, Upton supports the user for a full day's work.



Multiple position back-lock

Workers of all sizes can adjust Upton to find the ideal back position.



1D Arm

Height adjustable arms are one of the many ways Upton can be tuned to provide ultimate comfort.



Fixed aluminum arm

Create a streamlined aesthetic with a fixed aluminum arm.



Optional Headrest

Ergonomically designed for comfort, the optional headrest supports your head and neck in a variety of postures. Height and depth adjustable.