


# Rise

design by Daniel Laval



bay   
product




## Features

- Chair, Tall Stool, Extra-Tall Stool & Sit-to-Stand Chair with telescoping gas lift
- Control Mechanisms: single position back lock conference control & body balance synchro with seat depth adjustment
- a proprietary blend of high-density, injection-molded, closed-cell, cold-cured comfort foam seat option
- Design for the Environment (DfE): Screened to the ANSI/BIFMA e3-2019 Annex B- List of Chemicals of Concern & CA Prop 65 List
- Sustainability: BIFMA LEVEL 2 certified & CLEAN AIR GOLD certified/certified low emitting
- Specify On: Spec It, CET, GSA (contract #GS-28F-005CA), Project Matrix, 2020 ("CAP/GIZA") & KITS Collaborator
- Weight Capacity: 300 lb
- Quick Ship/48-hour Manufacturing: 20 chairs made in 48 hours with stocked textiles where relevant
- Warranty: 12 year warranty, 5 years for mesh

## Select Options

### Lumbar



Lumbar support insert  
#RLM

### Task Stool Options



Tall Stool #11DR  
Extra-Tall Stool #11XDR  
Sit-to-Stand Stool #11TDR

### Arms



Charcoal Fixed #21ACB  
Grey Fixed #21ACG  
Charcoal Adjustable #22ACB  
Grey Adjustable #22ACG

### Bases



Charcoal #22CB  
Cloud Grey #22CG


## Select Finishes

### Frame Colors



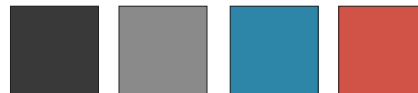
Charcoal #CB  
Cloud Grey #CG

### Mesh Colors



Charcoal #01RS  
Light Grey #02RS  
Blue #04RS  
Red #03RS

### Accent Bar Colors



Charcoal #01AS  
Light Grey #02AS  
Blue #04AS  
Red #03AS