

BPD


MATRIX

Frame & Tile Panel System




bay 
product


MEASURE UP TO MATRIX




Matrix was engineered for strength and designed to support distinctiveness. The result is a variety of design choices to ensure your workspace needs are met. From a range of tile materials to power and data locations to work surface support options and more, it's never been so easy to create the perfect workplace.




3" Panel Detail



Recessed Upmount Glass



Clip Upmount Glass



Recessed Upmount PET Screen



O-Legs



Tapered Legs



A-Legs

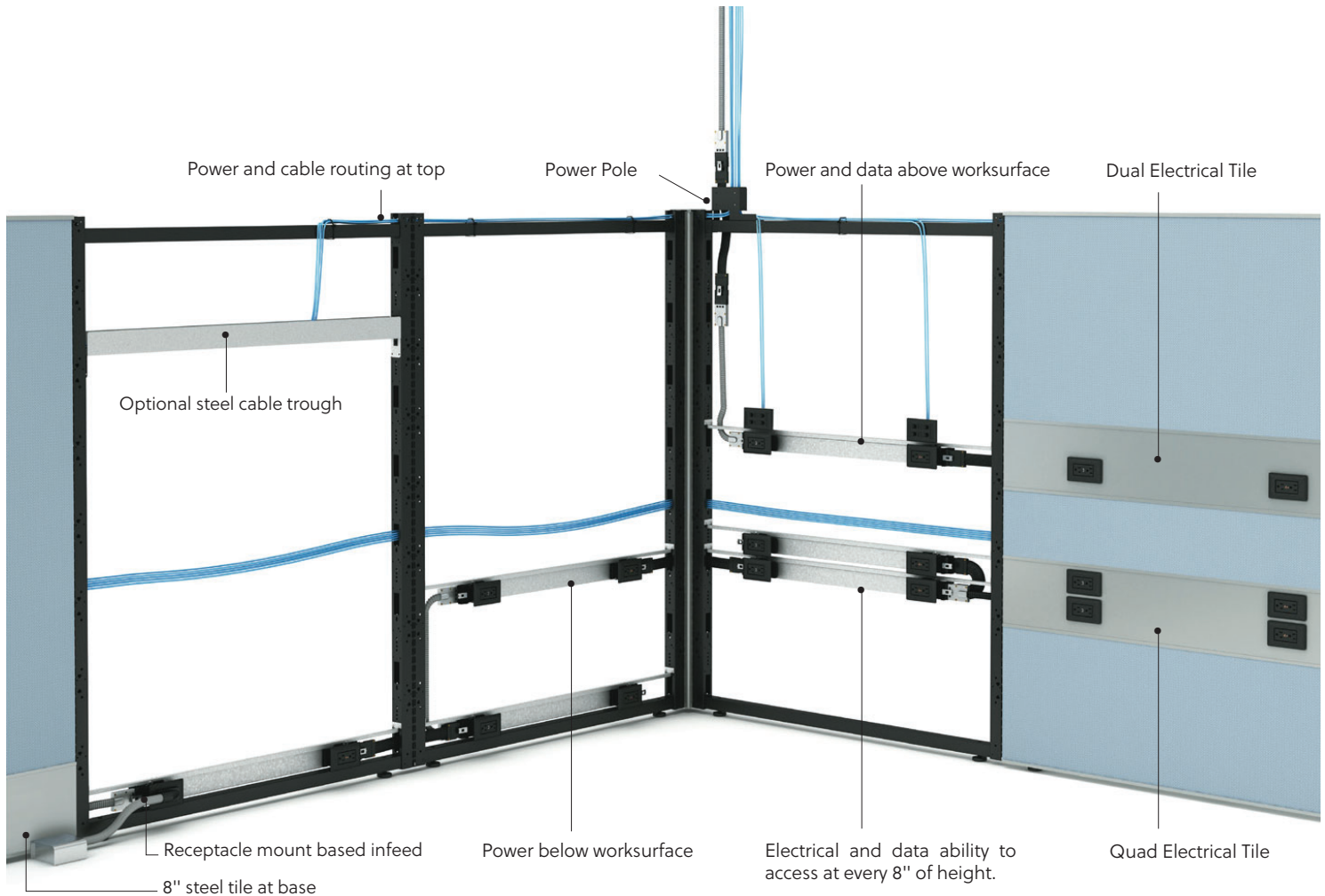


Square Post Legs



POWERFUL PANELS

The Matrix electrical system has ample capacity and substantial design flexibility. Matrix provides electrical and data cabling openings at every 8 inches of height. Power and data can be consolidated in a single power tile, offering up to 3 duplexes and 6 data jack housings in a single location.



Matrix power above the worksurface can be specified in white or black finish.



Matrix features an optional 8" high raceway.

A FULL MATRIX OF CONFIGURATIONS

Matrix serves a world of purposes, but don't take our word for it. Take a look at some of our favorite configurations. Then go dream up one of your own.



Storage towers easily divide space while ensuring users have personal filing and storage needs met.



Matrix with Gallery Panels conveniently create collaborative spaces in the open plan.



Laminate Gallery Panels bring levity to space and enhance design options.



Design with glass tiles to support daylight and views for users.



Calibrate storage can be specified to perfectly align with Matrix heights.



Design a reception station with Matrix, and coordinate materials across the entire workspace.

DESIGNED TO COMBINE

Many of our products are designed to work effortlessly with Matrix. It's easy to design workstations to support unique needs.

Height Adjustable Tables



L Series Steel Storage, TITAN Metal Filing and Calibrate Laminate Storage



Screens and Wire Management



Organization




bay product

MATERIALS & FINISHES

Grade A Vertical Surfaces*



Grade A Paints* (for Trim and Supports)



Grade A Laminates* (for Tiles, Gallery Panels, Worksurfaces, and Storage)



**Not all finishes are shown, Contact your Representative to request samples for viewing before specifying. The colors, materials and finishes featured within our printed and electronic literature may vary due to the printing processes and/or viewing screens used.*

MATRIX

Customizable Frame and Tile System

For sophistication and functionality. For versatility. For a completely customizable, surprisingly cost-effective system that meets the wide-ranging demands of today's office environments, choose Matrix. Tailor it to your needs, your tastes. Impress for less.

Add Calibrate® Series Storage, L Series Steel Storage or Day-to-Day® Tables for a highly integrated, functional space. Consider the Matrix Gallery panels and screens to support user's privacy and wellness.

The Matrix system provides unique design and high quality. With its varying configurations and long list of accessories, along with an impressive lead time, Matrix is an obvious choice.

Features

- One of the strongest full steel frame systems on the market.
- Electrical system offers exceptional capacity and design flexibility with power and data cabling holes at every 8 inches of height.
- Customizable post connectors allow for 90, 120 and 135 degree configurations.
- Virtually unlimited capacity for electrical/data routing that can be accessed at any height.
- Many tile options available: fabric acoustical, laminate, whiteboard, tool rail, embossed steel, perforated steel, painted steel and glass.
- Tiles can be easily removed for field replacement.
- Linear trim for a clean, simplified appearance.
- Compatible with Calibrate® Series Storage, L Series Steel Storage, Day-to-Day™ Tables and a wide variety of accessories to personalize the space.
- Lifetime warranty.

