




MATRIX™
Frame and Tile System

bay 
product



MEET MATRIX A POWERFUL PARTNER

Take a seat and experience Matrix. Sophisticated, cost-efficient, and flexible workspaces that stand the test of time thanks to a full-steel frame. Use it in open plan areas, reception areas, and beyond.

MAKE MATRIX UNIQUELY YOURS

Matrix isn't your ordinary office system. Its modular foundation lets you build the environment that's just right for your people, place, needs, and technology. With plenty of tile options to choose from and many finish selections, it's easy to create precisely what you need — and even easier to swap it out when needed.





GO WITH THE WORKFLOW

The Matrix offering is remarkably broad, effortlessly supporting a high level of flow between departments while fostering the individual needs of team members.

DESIGNED TO INTEGRATE

The proven performance of Matrix seamlessly integrates with our Calibrate® Series storage, Day-to-Day® tables, L Series steel storage, and more. Coordinated beyond compare, Matrix sets a confident tone and empowers everyone to do their best work.



A FULL MATRIX OF CONFIGURATIONS

Matrix serves a world of purposes, but don't take our word for it. Take a look at some of our favorite configurations. Then go dream up one of your own.



Storage towers easily divide space while ensuring users have personal filing and storage needs met.



Design with glass tiles to support daylight and views for users.



Matrix with Gallery Panels conveniently create collaborative spaces in the open plan.



Calibrate storage can be specified to perfectly align with Matrix heights.



Laminate Gallery Panels bring levity to space and enhance design options.



Design a reception station with Matrix, and coordinate materials across the company.

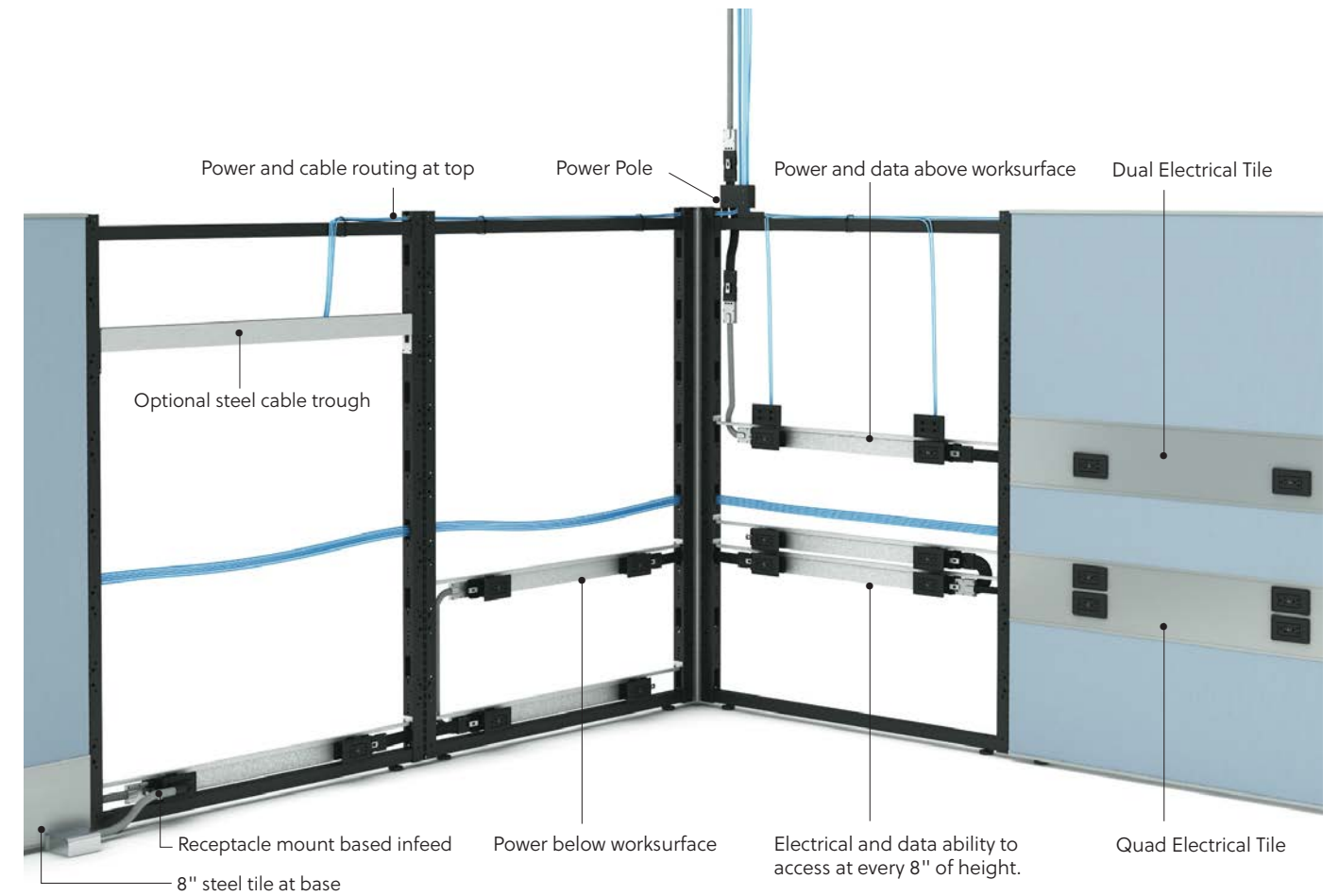
MEASURE UP TO MATRIX

Matrix was engineered for strength and designed to support distinctiveness. The result is a variety of design choices to ensure your workspace needs are met. From a range of tile materials to power and data locations to work surface support options and more, it's never been so easy to create the perfect workplace.



POWERFUL PANELS

The Matrix electrical system has ample capacity and substantial design flexibility. Matrix provides electrical and data cabling openings at every 8 inches of height. Power and data can be consolidated in a single power tile, offering up to 3 duplexes and 6 data jack housings in a single location.



Matrix power above the worksurface can be specified in white or black finish.



Matrix features an optional 8" high raceway.

DESIGNED TO COMBINE

Many of our products are designed to work effortlessly with Matrix. It's easy to design workstations to support unique needs.

Day-to-Day and E-Series Height Adjustable Tables



L Series Steel Storage and Calibrate Laminate Storage



Screens and Wire Management




Organization




MATERIALS & FINISHES

Grade A Vertical Surfaces*



Grade A Paints* (for Trim and Supports)



Grade A Laminates* (for Tiles, Gallery Panels, Worksurfaces, and Storage)



FEATURED FABRICS & FINISHES



Cover

Matrix Tiles (Interior): Spinel | Perlite **Matrix Tiles (Exterior):** Landmark **Matrix Trim:** Satin White **Worksurfaces:** True White **Calibrate Storage:** Landmark **Toolrail:** Metallic Silver **Natick Seating:** Frock | Bindle



Pages 6-7

Matrix Tiles (Interior): Mirador | Pacific **Matrix Tiles (Exterior):** Lido | Oak Bluffs **Matrix Trim:** Metallic Silver **Calibrate Storage & Worksurfaces:** Looks Likatre **Glass:** Grey Tint **Natick Seating:** Grey Graduated Striped Mesh back **Volker Cubes:** Mayer Fedora | Indigo



Page 2-3

Matrix Tiles: Brazilwood **Matrix Trim and Worksurface Legs:** Chalk **Calibrate Storage and Worksurfaces:** Chalk **Upmount Screen:** Grey Glass **Natick Seating:** Graduated Striped Black Mesh with Mayer Lavish | Turquoise



Pages 8-9

Matrix Tiles: Cape Cod | Harwich **Matrix Trim and Worksurface Legs:** Innertone **Calibrate Storage:** Looks Likatre and True White **Storage Cushions:** LoomSource Enamour | Daydream **Bolton Seating:** Fully Upholstered in LUUM Navigate | Pumice



Page 4-5

Matrix Laminate Tiles: Looks Likatre **Matrix Fabric Tiles:** Avenue | Park Place **Matrix Trim and Overheads:** Graphite Sky **Calibrate Storage:** Looks Likatre **Glass:** Clear

Availability of materials shown above may vary due to manufacturers' lifecycle management. Some materials shown are standard and some are COM. Please check with to confirm availability and pricing.