




CALIBRATE® CASEGOODS

Private Office Solutions

bay 
product



PERSONALIZE YOUR PRIVATE OFFICE

Calibrate Caseloads has options to support a wide range of preferences – from subdued and sophisticated to bold and distinguished. With plentiful finish options, a broad selection of storage, and smart design details it's easy to create a beautiful workspace to support the unique needs of every individual.



Wedge top, floating powered desk with tapered legs.



Stack-on, run-off desk.



INTEGRATE HEIGHT ADJUSTABILITY WITH EASE

Your private office can easily support health and wellness with height adjustable workspaces. Choose where you need flexibility and we'll ensure your various working postures are supported. With Calibrate, convenient height adjustable surfaces can beautifully blend into the executive office when using enclosed bases and cantilevered options. Whether you sit or stand, your Calibrate private office will perform with you.



Calibrate private office with E-Series height adjustable table.



Calibrate height adjustable table with modesty.



EXPLORE TODAY'S TRADITIONAL OFFICE

Calibrate provides many options when a traditional aesthetic is desired. Choose from multiple desk and storage options in different orientations to support user preferences and space requirements. With full or partial modesties, knife or 2mm edge details, 4 hardware pull options and numerous laminate finishes, your Calibrate private office will quickly feel custom.



U-shaped configuration with Calibrate height adjustable desk.



U-shaped configuration with A-leg desk support.

GO SMALL THINK BIG

We know spaces sometimes shrink, yet ideas must grow. When private offices get squeezed Calibrate casegoods come through, optimizing space and performance for users. The extensive line includes designs for offices of every size and shape – delivering strength and beauty no matter what the square footage may be.



Traditional L-shaped desk.



Cantilevered Height Adjustable Table





SHARE SPACE COMFORTABLY

Whether working together or co-working, shared spaces continue to gain popularity while often easing an organization’s budget. Calibrate casegoods feature many applications for side-by-side work in today’s ever-changing workplace.

Be sure to explore Calibrate Community when a shared private office needs to support team collaboration, too. Its sliding worktops effortlessly transform two workstations into one meeting table – ensuring the workspace can support multiple functions.



Outward facing shared office with personal storage.



Calibrate Community shared office with sliding tables for easy collaboration.



THE CALIBRATE FAMILY

Laminate solutions for the entire organization

The Calibrate Family of laminate products can fill the entire space with coordinated, high quality, beautiful solutions. All its elements have been intentionally designed with compatible dimensions to ensure proper fit while sharing key design features such as finishes and hardware within the family – and often across other lines. The result is clean reveals, tight tolerances and smooth alignment ensuring a cohesive aesthetic throughout your facility. Plan with a portion of the Calibrate family or plan with all of it: casegoods, storage, formal and informal conference tables, open plan desking system, and reception. The choice is yours.



① Calibrate Reception



② Calibrate Confencing for formal and informal conference rooms.



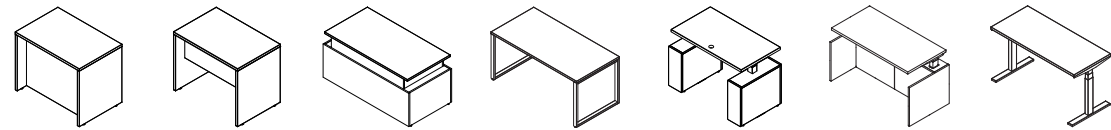
③ Calibrate Community laminate, spine-based system.



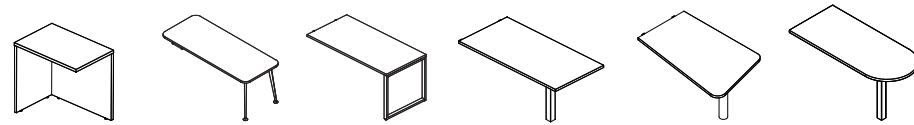
④ Calibrate Storage for the open plan (Shown as support for PowerBeam).

EXPLORE THE OFFERING

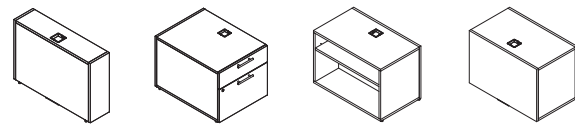
Desk Shells & Height Adjustable Desks



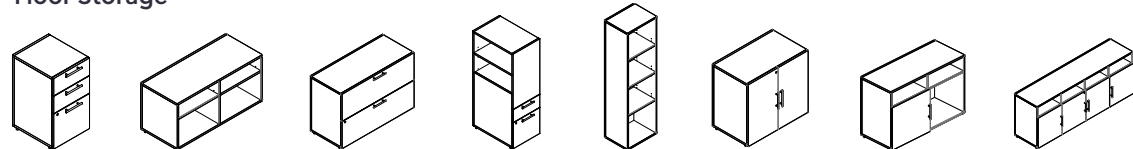
Run-Offs & Returns



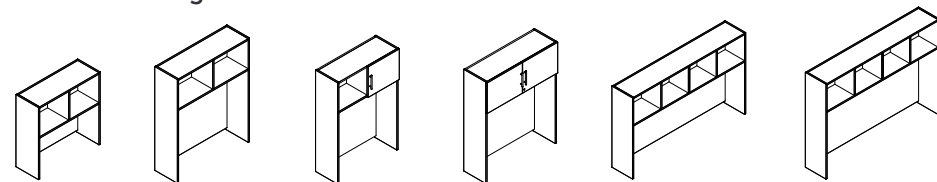
Height Adjustable Table Bases



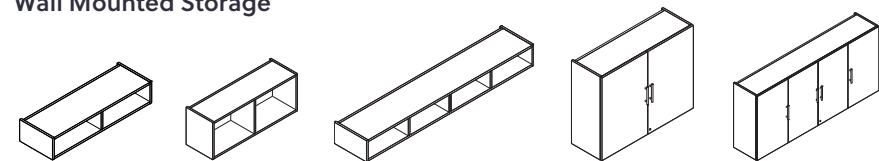
Floor Storage



Stack-On Storage & Hutches



Wall Mounted Storage



Need Private Offices Quickly?

Explore our Calibrate Countdown program and your offices will ship in just 15 days!

Note: Calibrate storage cabinet doors can be specified with a soft close option. Not applicable on the Roll Out Pantry Towers. Not applicable on drawers.

Quality and details make an impact and make the difference. With robust construction, tight tolerances, precision ball bearings and heavy weight shelf supports, the Calibrate Series will perform year after year. And with dozens of design options, it's easy to support the widest variety of storage needs. Explore the choices, they're all yours.

See something you like, yet not precisely what you need? We're here to help. The Calibrate Family offers extensive custom capabilities, and we'll gladly work with you to identify the right solution.

Finishes

Select from a variety of Calibrate laminates.

Grade A Laminates




*Laminates offered on Calibrate Countdown.

Make it personal

The Calibrate series offers many options that allow you to express your style.

Pull Styles



Leg Options



FABRICS & FINISHES

Please request samples to view before specifying, as the colors, materials and finishes featured within our printed and electronic literature may vary due to the printing processes and/or viewing screens used. Availability of finishes and materials shown within this brochure may vary due to manufacturers' lifecycle management.

Some materials shown are standard and some are COM. Please check to confirm availability and pricing

Cover

Laminate: Grey Elm
Paint: Black
Tackboard: Theory | Cotton
Auburn: Ivory
Devens Side: Mayer Fedora | Opal Upholstery, Grey Mesh



Pages 2-3

Page 2 Top:
Laminate: Leave Likatre & Chalk
Paint: Metallic Silver
Tackboard: Nature | Grill
Bolton and LB Lounge: Mayer Frock | Mackinaw
Grafton: Stamper | Halo Upholstery, Silver Frame



Page 3 Bottom (L):
Laminate: Brazilwood
Paint: Metallic Silver
Tackboard: Nature | Cot
Natick: Wellesley | Williamsburg
Grafton: Palette | Chamomile, Black Frame



Page 3 Bottom (R):
Laminate: Looks Likatre & True White
Tackboard: Nature | Rain
Devens Task: Zagger | Cinnamon
Devens Side: Stamper | Shale, Grey Mesh



Pages 4-5

Page 4 Left:
Laminate: Landmark
Paint: Satin White
Tackboard: Amaze | Flannel
Auburn: Black



Page 5 Top:
Laminate: Phantom Pearl
Paint: Metallic Silver
Tackboard: Mirador | Storm
Auburn: Black
Grafton Side: Durdle | Ash



Page 5 Bottom:
Laminate: Brazilwood & Linen
Paint: Satin White
Tackboard: Marin | Dolphin
Bolton and Paxton: Mayer Frock | Mackinaw



Pages 6-7

Page 6 Top:
Laminate: NeoWalnut
Paint: Black
Tackboard: Capecod | Harwich
Natick: Wellesley | Quarry
Devens Side: Palette | Birch Bark, Grey Mesh



Page 7 Bottom (L):
Laminate: Linen & Grey Elm
Paint: Metallic Silver
Tackboard: Engage | Raincloud
Auburn: Ivory
Devens Side: CF Stinson Charlotte | Marzipan, Grey Mesh



Bottom:
Laminate: Trytoo Savatre
Paint: Metallic Silver
Tackboard: Nature | Cot
Natick: Wellesley | Sandy
Grafton: Palette | Chamomile, Black Frame



Pages 8-9

Page 9 Right:
Laminate: Field Elm
Paint: Satin White
Devens: Mayer Fedora | Indigo



Page 8 Top:
Laminate: Absolute Acajou
Tackboard: Cape Cod | Chatham
Devens: Wellesley | Sandy, Black



Page 8 Bottom:
Laminate: White Chocolate
Paint: Metallic Silver
Tackboard: Mirador | Navy
Bolton: Wellesley | Ocean
Devens Side: Zagger | Leaf, Black Mesh



Pages 10-11

Page 10 Top:
Laminate: Brazilwood
Tackboard: Mirador | Storm
Devens: Durdle | Smoke,



Page 11 Bottom (L):
Laminate: Aimtoo Savatre & Linen
Tackboard: New England | Newton
Upton: Durdle | Cayenne, Black Mesh



Page 11 Bottom (R):
Laminate: Absolute Acajou & True White
Paint: Metallic Silver
Upton: Mayer Fedora | Dew, White-Black Mesh
Ped Cushion: Beehive | Plum
Volker Cubes: Camira Blazer | Plymouth

